



HAL
open science

Herschel/HIFI measurements of the ortho/para ratio in water towards Sagittarius B2(M) and W31C

D. C. Lis, T. G. Phillips, P. F. Goldsmith, D. A. Neufeld, E. Herbst, C. Comito, P. Schilke, H. S. P. Müller, E. A. Bergin, M. Gerin, et al.

► **To cite this version:**

D. C. Lis, T. G. Phillips, P. F. Goldsmith, D. A. Neufeld, E. Herbst, et al.. Herschel/HIFI measurements of the ortho/para ratio in water towards Sagittarius B2(M) and W31C. *Astronomy and Astrophysics - A&A*, 2010, 521, pp.L26+. 10.1051/0004-6361/201015072 . insu-03625635

HAL Id: insu-03625635

<https://hal-insu.archives-ouvertes.fr/insu-03625635>

Submitted on 31 Mar 2022

HAL is a multi-disciplinary open access archive for the deposit and dissemination of scientific research documents, whether they are published or not. The documents may come from teaching and research institutions in France or abroad, or from public or private research centers.

L'archive ouverte pluridisciplinaire **HAL**, est destinée au dépôt et à la diffusion de documents scientifiques de niveau recherche, publiés ou non, émanant des établissements d'enseignement et de recherche français ou étrangers, des laboratoires publics ou privés.



Distributed under a Creative Commons Attribution| 4.0 International License

LETTER TO THE EDITOR

Herschel/HIFI measurements of the ortho/para ratio in water towards Sagittarius B2(M) and W31C[★]

D. C. Lis¹, T. G. Phillips¹, P. F. Goldsmith¹³, D. A. Neufeld³, E. Herbst¹⁴, C. Comito⁸, P. Schilke^{8,12}, H. S. P. Müller¹², E. A. Bergin², M. Gerin⁹, T. A. Bell¹, M. Emprechtinger¹, J. H. Black²³, G. A. Blake¹, F. Boulanger²⁴, E. Caux^{4,5}, C. Ceccarelli⁶, J. Cernicharo⁷, A. Coutens^{4,5}, N. R. Crockett², F. Daniel^{7,9}, E. Dartois²⁴, M. De Luca⁹, M.-L. Dubernet^{10,11}, P. Encrenaz⁹, E. Falgarone⁹, T. R. Geballe²⁶, B. Godard⁹, T. F. Giesen¹², J. R. Goicoechea⁷, C. Gry¹³, H. Gupta¹³, P. Hennebelle⁹, P. Hily-Blant⁶, R. Kołos²⁷, J. Krelowski²⁵, C. Joblin^{4,5}, D. Johnstone¹⁵, M. Kaźmierczak²⁵, S. D. Lord¹⁶, S. Maret⁶, P. G. Martin¹⁷, J. Martín-Pintado⁷, G. J. Melnick¹⁸, K. M. Menten⁸, R. Monje¹, B. Mookerjee²⁸, P. Morris¹⁶, J. A. Murphy¹⁹, V. Ossenkopf^{12,20}, J. C. Pearson¹³, M. Pérault⁹, C. Persson²³, R. Plume²¹, S.-L. Qin¹², M. Salez⁹, S. Schlemmer¹², M. Schmidt²⁹, P. Sonnentrucker³, J. Stutzki¹², D. Teyssier³⁰, N. Trappe¹⁹, F. F. S. van der Tak²⁰, C. Vastel^{4,5}, S. Wang², H. W. Yorke¹³, S. Yu¹³, J. Zmuidzinas¹, A. Boogert¹⁶, N. Erickson²², A. Karpov¹, J. Kooi¹, F. W. Maiwald¹³, R. Schieder¹², and P. Zaal²⁰

(Affiliations are available on page 5 of the online edition)

Received 28 May 2010 / Accepted 18 June 2010

ABSTRACT

We present *Herschel*/HIFI observations of the fundamental rotational transitions of ortho- and para- H_2^{16}O and H_2^{18}O in absorption towards Sagittarius B2(M) and W31C. The ortho/para ratio in water in the foreground clouds on the line of sight towards these bright continuum sources is generally consistent with the statistical high-temperature ratio of 3, within the observational uncertainties. However, somewhat unexpectedly, we derive a low ortho/para ratio of 2.35 ± 0.35 , corresponding to a spin temperature of ~ 27 K, towards Sagittarius B2(M) at velocities of the expanding molecular ring. Water molecules in this region appear to have formed with, or relaxed to, an ortho/para ratio close to the value corresponding to the local temperature of the gas and dust.

Key words. astrochemistry – ISM: abundances – ISM: molecules – molecular processes – submillimeter: ISM

1. Introduction

Water molecules play an essential role in the physics and chemistry of the dense interstellar medium (ISM). Water is one of the main reservoirs of oxygen, and as an important coolant of dense gas it strongly affects its star formation properties. For a molecule with two hydrogen atoms, such as water, the ortho/para ratio is temperature dependent and, in principle, the temperature of the medium in which the proton spin state populations last equilibrated can be deduced from the observations. Water is an asymmetric top molecule, with energy levels labeled by the set of quantum numbers J , K_{-1} , K_{+1} , where K_{-1} , K_{+1} are the limiting prolate and oblate symmetric top quantum numbers. Levels with $K_{-1} + K_{+1}$ even are para, and those with $K_{-1} + K_{+1}$ odd are ortho. There are no fast radiative transitions between the two species of water, ortho and para. However, a collision resulting in a proton exchange, with a proton or H_3^+ ion, can cause an ortho-para conversion in a water molecule. Such conversion can also result from interaction between a water molecule and the grain surface on which it is adsorbed. The lowest ortho state of water is 34.2 K above the para ground state. The ortho/para

ratio in water is 3 in the high temperature limit. Departures from this limiting value are seen for nuclear spin temperatures below ~ 50 K, with the ratio dropping to 1.5 at ~ 18 K (see Fig. 4 of Mumma et al. 1987).

The ground-state rotational transition of o-water at 557 GHz was studied extensively in the ISM by the SWAS and *Odin* satellites (Melnick & Bergin 2005; Hjalmarsen 2004). However, the HIFI instrument (de Graauw 2010) aboard the *Herschel* Space Observatory (Pilbratt et al. 2010) allows for the first time heterodyne studies of the fundamental p-water line at 1113 GHz. Measurements of the ortho/para ratio in water, by means of absorption spectroscopy in cold foreground clouds on sightlines towards bright submillimeter continuum sources, can provide key insights into the thermal history of the gas. The ortho/para ratio in water has been measured in several solar system comets and the derived nuclear spin temperatures are typically of order 30 K (see Crovisier et al. 1997; Kawakita et al. 2004).

2. Observations

HIFI observations of the ortho and para H_2^{16}O and H_2^{18}O towards Sagittarius B2(M) and W31C presented here were carried out between 2010 March 1 and March 5, using the dual beam switch (DBS) observing mode, as part of guaranteed time

[★] *Herschel* is an ESA space observatory with science instruments provided by European-led Principal Investigator consortia and with important participation from NASA.

key programs HEXOS: *Herschel*/HIFI observations of EXtra-Ordinary Sources: The Orion and Sagittarius B2 star-forming regions and PRISMAS: PRobing InterStellar Molecules with Absorption line Studies. The source coordinates are: $\alpha_{J2000} = 17^{\text{h}}47^{\text{m}}20.35^{\text{s}}$ and $\delta_{J2000} = -28^{\circ}23'03.0''$ for Sagittarius B2(M) and $\alpha_{J2000} = 18^{\text{h}}10^{\text{m}}28.7^{\text{s}}$ and $\delta_{J2000} = -19^{\circ}55'50.0''$ for W31C. The DBS reference beams lie approximately 3' east and west (i.e. perpendicular to the roughly north–south elongation of Sagittarius B2). We used the HIFI wide band spectrometer (WBS) providing a spectral resolution of 1.1 MHz ($\sim 0.6 \text{ km s}^{-1}$ at 557 GHz) over a 4 GHz IF bandwidth. The spectra presented here are equally-weighted averages of the H and V polarizations, reduced using HIPE (Ott 2010) with pipeline version 2.6. The resulting Level 2 double sideband (DSB) spectra were exported to the FITS format for a subsequent data reduction and analysis using the IRAM GILDAS package.

The band 1a, 1b and 4b spectral scans of Sagittarius B2(M) consist of DSB spectra with a redundancy of 8, which gives observations of a specific lower or upper sideband frequency with 8 different settings of the local oscillator (LO). This observing mode allows for the deconvolution and isolation of a single sideband (SSB) spectrum (Comito & Schilke 2002). We applied the standard deconvolution routine within CLASS. The observations of water lines in W31C were obtained using the DBS single point observing mode with 3 shifted LO settings that were averaged to produce the final spectra. The HIFI beam size at 557 and 1113 GHz is $38''$ and $21''$, respectively, with a main beam efficiency equal to ~ 0.68 .

HIFI spectra towards strong continuum sources are affected by standing waves. For sources with narrow lines, these standing waves can be removed efficiently in the pipeline using the *FitHifiFringe* task in HIPE. However, in the case of Sagittarius B2(M), the period of standing waves is comparable to the line widths in the band 1 data. Given the high density of lines in this source in the low-frequency HIFI bands, the standing wave removal can lead to artifacts in the resulting spectra. We, therefore, have not attempted to “defringe” these data.

3. Results

Figure 1 shows spectra of the ground-state rotational transitions of o- and p- H_2^{16}O and H_2^{18}O towards Sagittarius B2(M). Lines of H_2^{16}O are completely saturated over a wide range of velocities. Absorption in the envelope of Sagittarius B2 is seen around 62 km s^{-1} , while absorption at velocities between -140 and 40 km s^{-1} is due to the foreground gas.

The o- H_2^{16}O transition can be observed in HIFI bands 1a and 1b. While the two observations give the same line shape, the depth of the absorption is a few percent above the zero continuum level in band 1a and a few percent below the zero continuum level in band 1b (Fig. 1, upper panel). This effect is due to small imbalances in the mixer sideband ratios. The sideband deconvolution can, in principle, fit the sideband gains. However, the H_2O line is near the band edge and can only be observed in the upper sideband in band 1a and only in the lower sideband in band 1b. The resulting determination of the sideband gains is thus not completely accurate. In the following analysis, we corrected for this instrumental effect by assuming that the deepest absorption in both H_2^{16}O lines defines the zero continuum level.

Sagittarius B2(M) has a rich emission spectrum, which adds to the dust continuum, and against which the foreground clouds can absorb. Some of the strongest and most numerous emission lines seen in the spectrum are those of SO_2 , which we have

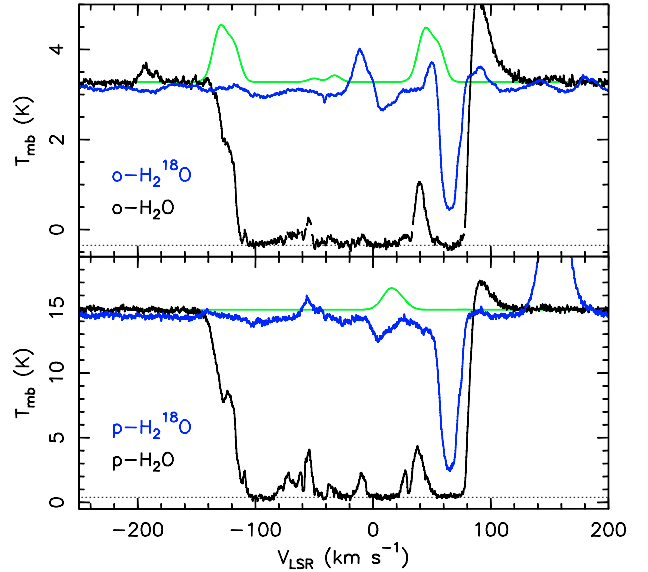


Fig. 1. (Upper) Spectra of the ground-state transitions of o- H_2^{16}O (band 1b) and H_2^{18}O (band 1a) towards Sagittarius B2(M) (black and blue histograms, respectively). (Lower) Corresponding spectra of the p- H_2^{16}O and H_2^{18}O transitions (band 4b). Green lines show the model for SO_2 emission from the hot core described in the text.

modelled assuming LTE¹. The resulting model, shown as green lines in Fig. 1, includes two relatively strong SO_2 lines within the o- H_2O spectrum, and a weaker line within the p- H_2O spectrum. These lines are included, as an additional background, in the calculation of the H_2O optical depth. Another SO_2 line is present in the o- H_2^{18}O spectrum at -15 km s^{-1} (Fig. 2, upper panel) and has been similarly modelled. The full source model of S.-L. Qin (private comm.) suggests that no other strong lines are present in our spectra at velocities corresponding to the foreground clouds.

Figure 2 (upper and middle panels) shows the o- and p- H_2^{16}O and H_2^{18}O spectra divided by the background emission, including dust continuum and the SO_2 lines. The o- H_2^{16}O is an equally-weighted average of the band 1a and 1b data. The H_2^{16}O lines are saturated over a wide range of velocities and thus unusable for a quantitative analysis. However, we have identified several velocity ranges with moderate saturation levels, marked with thick horizontal lines in Fig. 2. These can be identified with the expanding molecular ring ($< -50 \text{ km s}^{-1}$), a transition between the 4 kpc arm and the Orion arm (-12 to -7 km s^{-1}), the Sagittarius arm (5 to 20 km s^{-1}), and the Scutum arm (27 to 35 km s^{-1} ; possibly blended with the Sagittarius B2 envelope; see e.g. Neufeld et al. 2000). Assuming that the foreground absorption completely covers the continuum and all water molecules are in the ground state (a reasonable assumption for the diffuse foreground clouds given the very high spontaneous emission rate coefficients for the ground-state water lines, 3.458×10^{-3} and $1.842 \times 10^{-2} \text{ s}^{-1}$ for the ortho and para lines, respectively), we derive optical depths of the o- and p-water lines ($\tau = -\ln I/I_0$). The resulting optical depth ratio is shown in Fig. 2 (lower panel; left intensity scale). An ortho/para optical depth ratio of 1 corresponds to a column density ratio of 2. The resulting ortho/para

¹ We made use of the myXCLASS program (<http://www.astro.uni-koeln.de/projects/schilke/XCLASS>), which accesses the CDMS (Müller et al. 2001, 2005; <http://www.cdms.de>) and JPL (Pickett et al. 1998; <http://spec.jpl.nasa.gov>) molecular databases.

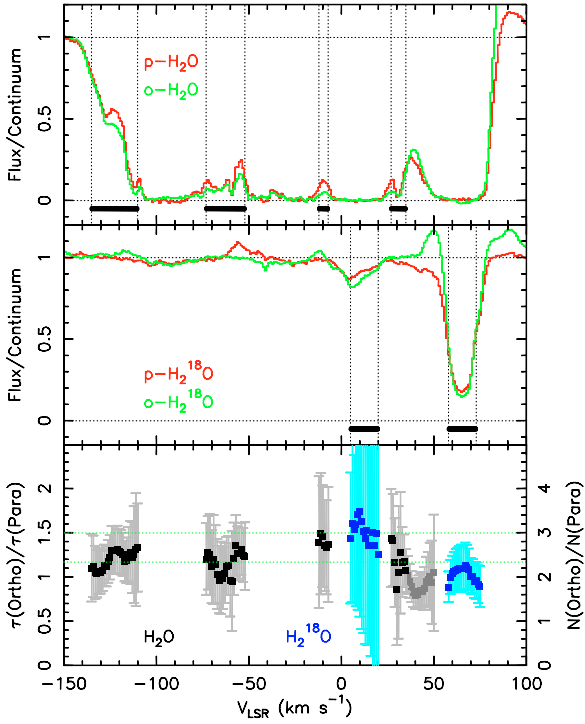


Fig. 2. (Upper) Spectra of the ground state o- and p-H₂¹⁶O lines towards Sagittarius B2(M) normalized by the continuum (green and red histograms, respectively). (Middle) Corresponding spectra of the H₂¹⁸O lines. (Lower) The ortho/para optical depth ratio (left scale) and column density ratio (right scale) as a function of LSR velocity. Black and blue points correspond to the H₂¹⁶O and H₂¹⁸O measurements, respectively.

column density ratio is given by the right hand scale in Fig. 2 (lower panel).

The uncertainty in the line optical depth in a given velocity channel is given by $\delta\tau = \exp(\tau) \times \delta I/I_o$. The errorbars in Fig. 2 (lower panel), are computed under the conservative assumption $\delta I/I_o = 0.05$ (maximum uncertainty, dominated by the standing waves, based on a comparison of the continuum normalized spectra of the o-H₂O line in bands 1a and 1b; the signal-to-noise ratio for the p-H₂O line is comparable, given the stronger continuum, and the amplitude of the standing waves also scales with the continuum strength). Relative uncertainties of the o- and p-water optical depths have been added in quadrature.

Table 1 gives weighted averages of the ortho/para column density ratio in different velocity ranges towards Sagittarius B2(M), along with the corresponding uncertainties. Since the individual measurements are not independent but dominated by instrumental systematics, we use a more conservative estimate of the uncertainty of the mean for the two velocity intervals corresponding to the expanding molecular ring, computed from the peak-peak variation between the individual data points. The H₂O (ortho+para) column densities are also included, assuming an H₂¹⁶O/H₂¹⁸O ratio of 500 for the 5–20 km s⁻¹ component. We compute H₂ column densities in the foreground gas using the method employed in Lis et al. (2001), based on ¹³CO absorption data, assuming a CO abundance of 1×10^{-4} and a ¹²CO/¹³CO ratio of 60 in the local gas in the Sagittarius arm (5–20 km s⁻¹ velocity range) and 30 in the remaining velocity intervals. The resulting column densities should be accurate to within a factor of 2. The H₂O abundance in the various components is generally consistent with that derived by Neufeld et al. (2000; $4\text{--}7 \times 10^{-7}$). The derived H₂O abundance in the 5–20 km s⁻¹ component, based on the H₂¹⁸O measurements, is a factor of 3–6

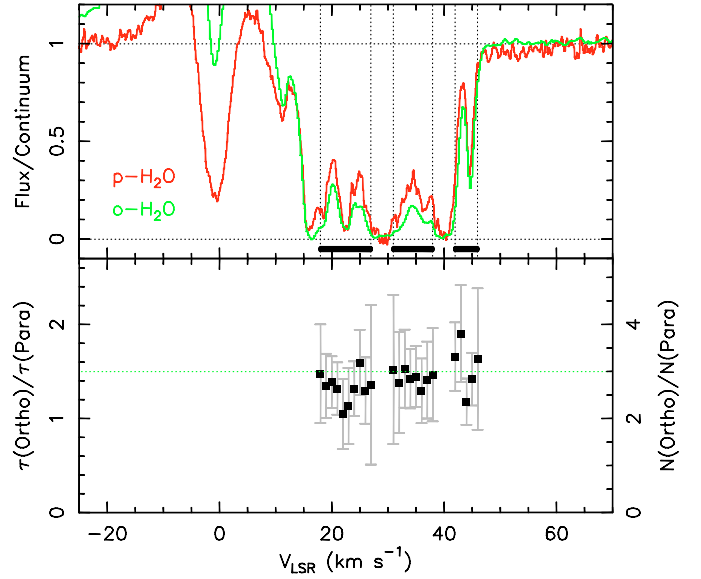


Fig. 3. (Upper) Spectra of the ground state o- and p-H₂¹⁶O lines towards W31C normalized by the continuum (green and red histograms, respectively). (Lower) The ortho/para optical depth ratio (left scale) and column density ratio (right scale) as a function of LSR velocity.

Table 1. Column densities (cm⁻²) and ortho/para ratios towards Sagittarius B2(M).

V (km s ⁻¹)	O/P	$N(\text{H}_2\text{O})$	$N(\text{H}_2)$	$X(\text{H}_2\text{O})$
-135 to -110	2.35 ± 0.3	2.0×10^{14}	5×10^{20}	4×10^{-7}
-73 to -52	2.35 ± 0.4	3.7×10^{14}	6×10^{20}	6×10^{-7}
-12 to -7	2.8 ± 0.5	1.2×10^{14}	4×10^{20}	3×10^{-7}
5 to 20	3.0 ± 0.6	6.7×10^{15}	3×10^{21}	2×10^{-6}
27 to 35	2.3 ± 0.3	1.7×10^{14}	6×10^{20}	3×10^{-7}

higher than that derived for the other components based on the H₂¹⁶O data. However, the H₂¹⁸O optical depth in this velocity range is low leading to large uncertainties. The water column density and abundance in this velocity range would be a factor of 2 lower if the gas responsible for the absorption is located in the Galactic center region (H₂¹⁶O/H₂¹⁸O ratio of 250) rather than in the Sagittarius arms.

The ortho/para ratio in the two velocity ranges between -12 and 20 km s⁻¹ is consistent with the high-temperature limit of 3, within the uncertainties. The ratio in the Scutum arm, at 27 to 35 km s⁻¹ is lower than 3. However, this component may be blended with the Sagittarius B2 envelope. The low ortho/para ratios derived at the envelope velocities, from both H₂¹⁶O and H₂¹⁸O data, are likely caused by the excitation effects. Given the higher density of the gas, the assumption that all water molecules are in the ground state is no longer correct. The column density of o-H₂O is more strongly affected, resulting in a lower apparent ortho/para ratio. In fact, we do see wings of the o-H₂¹⁸O line in emission at the envelope velocities (Fig. 2; middle panel). Deriving the ortho/para ratio in water in the Sagittarius B2 envelope requires detailed radiative transfer modelling and is beyond the scope of the present Letter.

We derive a low ortho/para ratio, 2.35 ± 0.35 , at velocities < -50 km s⁻¹, corresponding to the expanding molecular ring. In this case, the measurement uncertainties are small enough that the ortho/para ratio of 3 appears to be ruled out by our data.

The o- and p-water spectra towards W31C, normalized by the continuum, are shown in Fig. 2 (upper panel). Weak p-H₂¹⁸O absorption is seen at the cloud systemic velocity, but no o- or

p-H₂¹⁸O absorption is detected in the foreground clouds. Once again, we have identified 3 velocity ranges where the o- and p-H₂¹⁶O lines are not completely saturated (thick horizontal lines in Fig. 2, upper panel). The resulting ortho/para ratio is relatively uniform, 2.8 ± 0.2 , consistent with the high-temperature ratio of 3 within the measurement uncertainty (Fig. 2, lower panel).

4. Discussion

In the high-temperature limit one might expect an ortho/para ratio close to 3, when water is first formed. In the gas-phase, the excess energy of the exothermic reactions (e.g., recombination of H₃O⁺) could lead to spin equilibration. For water molecules desorbed from ices on grain surfaces, one might also expect the initial ortho/para ratio to be 3-if there is enough energy to desorb a water molecule, either thermally or non-thermally, there is likely enough energy to populate numerous rotational states of the gas-phase species, both ortho and para, preserving a ratio close to 3 independent of the ortho/para ratio in the ice. However, the excess energy of formation is shared with the surface and the water ortho/para ratio may rapidly equilibrate at the grain temperature (e.g., Limbach et al. 2006).

Once water molecules are in the gas phase, collisions with atomic and molecular ions (H⁺ and H₃⁺) can lead to proton exchanges and, over time, produce a gas-phase ortho/para ratio below 3 and potentially commensurate with the gas temperature (see the discussion of H₂ conversion by Flower et al. 2006). As the temperature approaches zero, all water molecules will be in the ground para state if collisions with ions can efficiently exchange the ortho and para states. If there are no ions present, and therefore no barrierless collisions to exchange the ortho and para states of water, the ortho/para ratio of 3 will remain, independent of the temperature. Since ions are present in the ISM, we can expect the water ortho/para ratio to be generally lower than 3, given sufficient time. The time scale of the ortho/para conversion depends on the gas density. In dense clouds, there is a greater likelihood that the ortho/para ratio equilibrates at the gas kinetic temperature, as long as the density of ions is sufficient. In warmer, diffuse clouds, equilibrium would favor higher ortho/para ratios, but at lower densities equilibrium is less likely. Assuming a gas density of 10^4 cm^{-3} , a fractional abundance of protonated ions of 10^{-8} , and a rate coefficient of $10^{-9} \text{ cm}^{-3} \text{ s}^{-1}$, we estimate the time scale of the ortho-para equilibration to be of order 3×10^5 years.

We derive a low ortho/para ratio of 2.35 ± 0.35 , corresponding to a spin temperature of ~ 27 K, towards Sagittarius B2(M) at velocities corresponding to the expanding molecular ring. The low ortho/para ratio may suggest water formation on dust grains, with water molecule spin populations equilibrated at the dust temperature. Alternatively, the high-temperature ratio of 3 may have relaxed in the gas-phase to a value in line with the kinetic temperature of these clouds – a gas/dust temperature of order 30 K is quite reasonable for these relatively diffuse clouds within ~ 200 pc from the Galactic center (e.g., Tieftrunk et al. 1994). The water ortho/para ratio has now been measured in atmospheres of 9 solar system comets. The derived spin temperatures range between 23 and 34 K, with an average of ~ 29 K (Crovisier, priv. comm.), close to our measurement in the expanding molecular ring.

The higher ortho/para ratio, consistent with the statistical ratio of 3, that we derive towards Sagittarius B2(M) in the velocity range -12 to 20 km s^{-1} may indicate higher gas or dust temperatures (e.g., Gardner et al. 1988). Schilke et al. (2010) also derive a higher H₂O⁺ spin temperature towards this source at positive

velocities, as compared to the line-of-sight clouds at negative velocities. In addition, strong chloronium absorption has been detected towards Sagittarius B2(S) at velocities between -10 and 20 km s^{-1} (Lis et al. 2010). Since the H₂Cl⁺ abundance is enhanced in warm, UV-irradiated regions, this indicates the presence of a warm, diffuse gas component in this velocity range.

In summary, in the diffuse regions studied here, both water formation mechanisms (gas and solid state) can contribute. With sufficient time (or higher densities with subsequently faster gas-phase reactions) chemistry in the gas can drive the spin temperature towards the gas temperature. In addition, it has been postulated (Hollenbach et al. 2009) that photodesorption of water ices in low-density environments can release frozen molecules with a spin temperature that coincides with that of the dust grains. If the gas and dust temperatures are not equal this can lead to a ratio that reflects a mixture of these effects. Modeling the ortho/para ratio evolution is beyond the scope of this Letter, but the theme is that a ratio below 3 reflects cold environments (gas or dust temperatures below about 50 K).

With improved calibration and better understanding of the instrumental effects, more accurate determination of the water ortho/para ratio in these and other sources will be possible in the future. However, the present work clearly demonstrates the outstanding spectroscopic capabilities of HIFI for providing robust constraints for the physical conditions and chemistry of the ISM.

Acknowledgements. HIFI has been designed and built by a consortium of institutes and university departments from across Europe, Canada and the United States under the leadership of SRON Netherlands Institute for Space Research, Groningen, The Netherlands and with major contributions from Germany, France and the US. Consortium members are: Canada: CSA, U.Waterloo; France: CESR, LAB, LERMA, IRAM; Germany: KOSMA, MPIfR, MPS; Ireland, NUI Maynooth; Italy: ASI, IFSI-INAF, Osservatorio Astrofisico di Arcetri-INAF; Netherlands: SRON, TUD; Poland: CAMK, CBK; Spain: Observatorio Astronómico Nacional (IGN), Centro de Astrobiología (CSIC-INTA). Sweden: Chalmers University of Technology-MC2, RSS & GARD; Onsala Space Observatory; Swedish National Space Board, Stockholm University - Stockholm Observatory; Switzerland: ETH Zurich, FHNW; USA: Caltech, JPL, NHSC. Support for this work was provided by NASA through an award issued by JPL/Caltech. D. C. L. is supported by the NSF, award AST-0540882 to the CSO. A portion of this research was performed at the Jet Propulsion Laboratory, California Institute of Technology, under contract with the National Aeronautics and Space Administration.

References

- Comito, C., & Schilke, P. 2002, A&A, 395, 357
 Crovisier, J., Leech, K., Bockelée-Morvan, D., et al. 1997, Science, 275, 1904
 de Graauw, Th., Helmich, F. P., Phillips, T. G., et al. 2010, A&A, 518, L6
 Flower, D., Pineau des Forêts, G., & Walmsley, C. M. 2006, A&A, 449, 621
 Gardner, F. F., Boes, F., & Winniewisser, G. 1988, A&A, 196, 207
 Greaves, J. S., & Nyman, L.-A. 1996, A&A, 305, 950
 Hjalmarson, Å. 2004, ASR, 34, 504
 Hollenbach, D., Kaufman, et al. 2009, ApJ, 690, 1497
 Kawakita, H., Watanabe, J., et al. 2004, ApJ, 601, 1152
 Limbach, H.-H., Buntkowski, G., et al. 2006, ChemPhysChem, 7, 551
 Lis, D. C., Keene, J., Phillips, T. G., et al. 2001, ApJ, 561, 823
 Lis, D. C., Pearson, J. C., Neufeld, D. A., et al. 2010, A&A, 521, L9
 Melnick, G. J., & Bergin, E. A. 2005, ASR, 36, 1027
 Müller, H. S. P., Thorwirth, S., et al. 2001, A&A, 370, L49
 Müller, H. S. P., Schlöder, et al. G. 2005, J. Mol. Struct., 742, 215
 Mumma, M., Weaver, H. A., & Larson, H. P. 1987, A&A, 187, 419
 Neufeld, D. A., Ashby, M. L. N., Bergin, E. A., et al. 2000, ApJ, 539, L111
 Ott, S. 2010, in Astronomical Data Analysis Software and Systems XIX, ed. Y. Mizumoto, K.-I. Morita, & M. Ohishi, ASP Conf. Ser., in press
 Pickett, H. M., Poynter, R. L., Cohen, E. A., et al. 1998, J. Quant. Spectrosc. Radiat. Transfer, 60, 883
 Pilbratt, G. L., Riedinger, J. R., Passvogel, T., et al. 2010, A&A, 518, L1
 Schilke, P., Comito, C., Müller, H. S. P., et al. 2010, A&A, 521, L11
 Tieftrunk, A., Pineau des Forêts, G., et al. 1994, A&A, 289, 579

-
- ¹ California Institute of Technology, Cahill Center for Astronomy and Astrophysics 301-17, Pasadena, CA 91125, USA
e-mail: dcl@caltech.edu
- ² Department of Astronomy, University of Michigan, 500 Church Street, Ann Arbor, MI 48109, USA
- ³ Department of Physics and Astronomy, Johns Hopkins University, 3400 North Charles Street, Baltimore, MD 21218, USA
- ⁴ Centre d'Étude Spatiale des Rayonnements, Université de Toulouse [UPS], 31062 Toulouse Cedex 9, France
- ⁵ CNRS/INSU, UMR 5187, 9 avenue du Colonel Roche, 31028 Toulouse Cedex 4, France
- ⁶ Laboratoire d'Astrophysique de l'Observatoire de Grenoble, BP 53, 38041 Grenoble Cedex 9, France
- ⁷ Centro de Astrobiología (CSIC/INTA), Laboratorio de Astrofísica Molecular, Ctra. de Torrejón a Ajalvir, km 4 28850, Torrejón de Ardoz, Madrid, Spain
- ⁸ Max-Planck-Institut für Radioastronomie, Auf dem Hügel 69, 53121 Bonn, Germany
- ⁹ LERMA, CNRS UMR8112, Observatoire de Paris and École Normale Supérieure, 24 rue Lhomond, 75231 Paris Cedex 05, France
- ¹⁰ LPMAA, UMR7092, Université Pierre et Marie Curie, Paris, France
- ¹¹ LUTH, UMR8102, Observatoire de Paris, Meudon, France
- ¹² I. Physikalisches Institut, Universität zu Köln, Zùlpicher Str. 77, 50937 Köln, Germany
- ¹³ Jet Propulsion Laboratory, Caltech, Pasadena, CA 91109, USA
- ¹⁴ Departments of Physics, Astronomy and Chemistry, Ohio State University, Columbus, OH 43210, USA
- ¹⁵ National Research Council Canada, Herzberg Institute of Astrophysics, 5071 West Saanich Road, Victoria, BC V9E 2E7, Canada
- ¹⁶ Infrared Processing and Analysis Center, California Institute of Technology, MS 100-22, Pasadena, CA 91125, USA
- ¹⁷ Canadian Institute for Theoretical Astrophysics, University of Toronto, 60 St George St, Toronto, ON M5S 3H8, Canada
- ¹⁸ Harvard-Smithsonian Center for Astrophysics, 60 Garden Street, Cambridge MA 02138, USA
- ¹⁹ National University of Ireland Maynooth, Ireland
- ²⁰ SRON Netherlands Institute for Space Research, PO Box 800, 9700 AV, Groningen, The Netherlands
- ²¹ Department of Physics and Astronomy, University of Calgary, 2500 University Drive NW, Calgary, AB T2N 1N4, Canada
- ²² University of Massachusetts, Astronomy Dept., 710 N. Pleasant St., LGRT-619E, Amherst, MA 01003-9305, USA
- ²³ Chalmers University of Technology, Göteborg, Sweden
- ²⁴ Institut d'Astrophysique Spatiale (IAS), Orsay, France
- ²⁵ Nicolaus Copernicus University, Torun, Poland
- ²⁶ Gemini Telescope, Hilo, Hawaii, USA
- ²⁷ Institute of Physical Chemistry, PAS, Warsaw, Poland
- ²⁸ Tata Institute of Fundamental Research, Homi Bhabha Road, Mumbai 400005, India
- ²⁹ Nicolaus Copernicus Astronomical Center, Poland
- ³⁰ European Space Astronomy Centre, ESA, Madrid, Spain