



HAL
open science

Cosmogenic helium and neon in 11 Myr old ultramafic xenoliths: Consequences for mantle signatures in old samples

Manuel Moreira, Pedro Madureira

► **To cite this version:**

Manuel Moreira, Pedro Madureira. Cosmogenic helium and neon in 11 Myr old ultramafic xenoliths: Consequences for mantle signatures in old samples. *Geochemistry, Geophysics, Geosystems*, 2005, 6, pp. 337-338. 10.1029/2005GC000939 . insu-03601115

HAL Id: insu-03601115

<https://hal-insu.archives-ouvertes.fr/insu-03601115>

Submitted on 8 Mar 2022

HAL is a multi-disciplinary open access archive for the deposit and dissemination of scientific research documents, whether they are published or not. The documents may come from teaching and research institutions in France or abroad, or from public or private research centers.

L'archive ouverte pluridisciplinaire **HAL**, est destinée au dépôt et à la diffusion de documents scientifiques de niveau recherche, publiés ou non, émanant des établissements d'enseignement et de recherche français ou étrangers, des laboratoires publics ou privés.

Copyright



Cosmogenic helium and neon in 11 Myr old ultramafic xenoliths: Consequences for mantle signatures in old samples

Manuel Moreira

Laboratoire de Géochimie et Cosmochimie, Institut de Physique du Globe de Paris, Université Paris VII-Denis Diderot, CNRS UMR 7579, 4 Place Jussieu, F-75005 Paris, France (moreira@ipgp.jussieu.fr)

Pedro Madureira

Laboratoire de Géochimie et Cosmochimie, Institut de Physique du Globe de Paris, Université Paris VII-Denis Diderot, CNRS UMR 7579, 4 Place Jussieu, F-75005 Paris, France

Also at Centro de Geofísica de Évora/Departamento de Geociências da Universidade de Évora, Rua Romão Ramalho, 59, P-7000-671 Évora, Portugal.

[1] The helium and neon isotopic compositions of olivines coming from a 11 Myr old xenolith sampled at Mt. Hampton (West Antarctica) were analyzed by crushing. The helium isotopic ratio varies between 1340 and 6300 (R/Ra between 115 and 539) with ^4He content around $3\text{--}8 \cdot 10^{-10}$ ccSTP/g, confirming that cosmogenic helium can be extracted by crushing. The neon also shows a clear cosmogenic origin ($^{20}\text{Ne}/^{22}\text{Ne}$ down to 7.7 and $^{21}\text{Ne}/^{22}\text{Ne} > 0.32$), indicating that the cosmogenic neon can also be extracted by crushing out of the olivines. Melting of the powder left after the crushing experiment gives a $^4\text{He}/^3\text{He}$ ratio as low as 42 ± 8 (R/Ra = 17,300) and $^{21}\text{Ne}/^{22}\text{Ne}$ as high as 0.78, close to the cosmogenic production end-member. This study shows that up to $\sim 0.5\%$ of cosmogenic helium and neon can be extracted by crushing. In this way, for samples that had been exposed to cosmic rays for a long time (e.g., a few Myr), a crushing procedure may not give the mantle ratios without ambiguity, and measurement of neon can help to discriminate between cosmogenic and mantle origin of the ^3He .

Components: 3177 words, 4 figures, 1 table.

Keywords: cosmogenic; crushing; helium; mantle; neon.

Index Terms: 1040 Geochemistry: Radiogenic isotope geochemistry.

Received 8 February 2005; **Revised** 12 May 2005; **Accepted** 6 June 2005; **Published** 18 August 2005.

Moreira, M., and P. Madureira (2005), Cosmogenic helium and neon in 11 Myr old ultramafic xenoliths: Consequences for mantle signatures in old samples, *Geochem. Geophys. Geosyst.*, 6, Q08006, doi:10.1029/2005GC000939.

1. Introduction

[2] Interpretation of helium isotopic ratios in sub-aerial lavas has always been the object of suspicion when the samples are aged (>1 Myr) [Bernstein *et al.*, 1998; Hilton *et al.*, 1999; Ikeda *et al.*, 2001; Kirstein and Timmerman, 2000; Matsumoto *et al.*, 2002; Richard *et al.*, 1996; Stuart *et al.*, 2003]. For noble gas measurements, the most reliable phase in lavas that erupt at the surface is olivine because of its low U and Th contents and because it contains

magmatic helium within fluid or melt inclusions [Kurz *et al.*, 1982]. However, the helium content is small ($<5 \cdot 10^{-12}$ mol/g ^4He), and therefore olivine is sensitive to posteruption processes such as alpha particles implantation from the host lava or ^3He production by interactions of cosmic-related neutrons with Mg, Fe, Si and O atoms [Kurz, 1986]. Moreover, helium diffusivity in minerals may limit the study in old samples. One technical solution to avoid these posteruption effects is to crush the samples in vacuum in order to release the gas from

melt or fluid inclusions (mantle derived). This procedure generally assumes that the cosmogenic atoms (e.g., ^3He , ^{21}Ne), that are located within the olivine matrix, are not extracted during crushing. Only melting of the sample is believed to release the cosmogenic component. This has been checked for relatively young samples (<100,000 years) and careful sampling (e.g., road cut or samples from 1 m deep) usually allows the correct attribution of a measured helium isotopic ratio to a mantle-derived ratio. However, this may not be the case for samples with possible long exposure history (>1 Myr) even for samples picked at more than one meter in depth because of the muon-induced production [Gosse and Phillips, 2001]. In fact, despite the absence of available data for noble gases, this effect is expected to look similar to that observed for other cosmogenic nuclides as described by Heisinger and Nolte [2000]. Moreover, as demonstrated by Hilton *et al.* [1993] and Scarsi [2000], damages in mineral structure produced by crushing may allow the extraction of cosmogenic helium. To overcome this problem, the authors suggested that step-crushing is the correct method to extract the mantle-derived helium when one considers only the first step of crushing. More recently, Yokochi *et al.* [2005] have shown that samples from Japan (olivines from ultramafic xenoliths), aged ~ 1 Myr, release a large proportion of cosmogenic helium (up to 25%) during crushing, modifying the initial (mantle) $^4\text{He}/^3\text{He}$ ratio from 90,000 to 9,000 (R/R_a from 8 to 78). The present note confirms the results of Hilton *et al.* [1993], Scarsi [2000], and Yokochi *et al.* [2005] for helium, and also extends this phenomenon to the cosmogenic neon. Our results on neon confirm that diffusion is not the process that extracts helium during crushing.

2. Sample Location and Analytical Procedure

[3] The sample analyzed in this note (PK 91005) comes from Mt Hampton, located in the Executive Committee Range in West Antarctica ($76^\circ 30\text{S}$ 126°W). It was given to us by Stanley Hart from the Woods Hole Oceanographic Institution. Mount Hampton is the northernmost of the five major volcanoes in the Executive Committee Range and is ~ 11 Myr old [Handler *et al.*, 2003]. The altitude of its summit is 3323 m. The exact location of the sample (altitude) is not

known. PK91005 is a lherzolite xenolith with green olivines that do not show the presence of fluid or melt inclusions. Olivines of 1–2 mm were picked under a binocular and either leached with HF (30' with 5N) or just cleaned with ethanol and acetone. Olivines were introduced in the crusher and baked at 100°C over one night. For one experiment, the crusher with the sample was not baked the night before analysis (indicated by a * in Table 1). Crushing is performed manually using a magnetic ball moved using a magnet. The number of strokes varies between 150 and 700; 700 strokes allow a perfect crushing (grain size \sim micron), whereas for 150 strokes some grains are a few micrometers large. Released gas was then purified using either one hot Ti getter (ARESIBO I) or two (ARESIBO II) and a SAES getter at room temperature. Noble gases were trapped on charcoal at a temperature of $\sim 10\text{K}$. Helium and neon were analyzed successively by desorbing the helium and neon at 25K and 70K respectively and introduced in our mass spectrometers ARESIBO I or II [Staudacher and Allègre, 1982]. ^4He was analyzed on a faraday cup whereas ^3He and neon isotopes were measured with an electron multiplier equipped with an ion counting system. Corrections of HD^+ , $^{40}\text{Ar}^{++}$ and CO_2^{++} were applied on ^3He , ^{20}Ne and ^{22}Ne , using the HD^+/H_2 , $^{40}\text{Ar}^{++}/^{40}\text{Ar}^+$, $\text{CO}_2^{++}/\text{CO}_2^+$ ratios of $2 \cdot 10^{-4}$, 0.15 and 0.001 for ARESIBO I and 0, 0.11 and 0.001 for ARESIBO II. H_2 in the two mass spectrometers were around 10,000 cps, which implies HD^+ around 2–3 cps at mass 3.016. For ARESIBO II, a special procedure was applied with the ^3He measured at mass 3.014 rather than 3.016, which implies no HD^+ correction. $^{40}\text{Ar}^+$ at the time of the measurement were 100 cps for ARESIBO I and 10,000 for ARESIBO II during neon analyses. CO_2^+ was ~ 1000 cps for ARESIBO I and ~ 4000 for ARESIBO II. Crusher blanks were $\sim 2 \cdot 10^{-10}$ ccSTP ^4He and $\sim 10^{-13}$ ccSTP of ^{22}Ne for ARESIBO I with the new fully automated line dedicated to helium and neon measurements. For ARESIBO II, blanks were $\sim 2 \cdot 10^{-9}$ ccSTP ^4He and $3 \cdot 10^{-13}$ ccSTP of ^{22}Ne .

[4] The powder of two samples (one that was leached with HF and another that was not), packed in an aluminum foil of ~ 0.06 g, was heated at 1500°C for 5 min in a glass furnace with Mo crucible and analyzed for helium and neon. Helium blank at this temperature was $2 \cdot 10^{-9}$ ccSTP. The ^{22}Ne blank was $5 \cdot 10^{-12}$ ccSTP with isotopic ratios close to air. Postfractions were performed to check

Table 1. Helium and Neon Results^a

Sample	⁴ He	³ He	²² Ne	⁴ He/ ³ He	R/Ra	²⁰ Ne/ ²² Ne	²¹ Ne/ ²² Ne	²¹ Ne _c
<i>Crushing</i>								
Aresibo I								
(HF, 1.2686g 150x)	0.3	0.05	0.14	6280 ± 550	115 ± 10	9.32 ± 0.14	0.068 ± 0.005	0.01
(0.9904g 700x)	0.5	0.25	1.1	1990 ± 90	363 ± 17	9.14 ± 0.07	0.114 ± 0.003	0.08
(HF, 0.7899g 550x)	0.4	0.30	0.29	1340 ± 80	539 ± 33	7.74 ± 0.22	0.323 ± 0.028	0.07
Aresibo II								
(0.9513g, 300x)* step1	0.8	0.20	0.95	3990 ± 350	181 ± 16	10.11 ± 0.15	0.061 ± 0.003	
(0.9513g, 300x)* step2	0.3	0.12	0.19	2500 ± 440	289 ± 51	8.76 ± 0.49	0.159 ± 0.029	0.02
(HF, 0.4461g, 200x)	<0.06	0.08	0.49	-	-	9.34 ± 0.40	0.092 ± 0.016	0.03
<i>Heating</i>								
(0.600g 1500°C)	8.3	72 ± 8	na	116 ± 12	6231 ± 660			
(0.205g 1500°C)	4.5	79 ± 20	27.1	57 ± 14	12700 ± 3000	2.89 ± 0.37	0.74 ± 0.08	21
(HF 0.733g 1500°C)	3.0	59 ± 5	na	51 ± 3	14210 ± 880			
(HF 0.395g 1500°C)	3.0	71 ± 14	18.8	42 ± 8	17300 ± 3200	2.54 ± 1.15	0.78 ± 0.12	15

^a Here, ⁴He is in nccSTP/g, and ³He, ²¹Ne_c, and ²²Ne are in pccSTP/g. Star indicates a sample that was not baked during the night. When HF is indicated, that means samples were leached during 30 min at 7N HF. ²¹Ne_c was obtained by assuming a ²¹Ne/²²Ne ratio of 1 for the cosmogenic end-member.

the complete extraction of helium and neon at this temperature.

3. Results and Discussion

[5] Helium and neon results are given in Table 1 and are represented in Figures 1 and 2. The helium concentration obtained by crushing is very low compared to typical xenolith samples (3 to 11 10⁻¹⁰ ccSTP/g) (when two crushing steps were performed, the sum of concentrations was considered), whereas the isotopic ratio is among the lowest measured on Earth (⁴He/³He between 1340 and 6300 (R/Ra between 115 and 539). Such values cannot be attributed to a mantle ratio (⁴He/³He > 15,000; R/Ra < 50) but rather to a cosmogenic component that is extracted by the crushing experiment. This is demonstrated by neon isotope signature, that clearly shows a non-mantle component [Honda *et al.*, 1991; Moreira and Allègre, 1998; Moreira *et al.*, 1995, 2001; Sarda *et al.*, 1988] (Figure 2). Such neon isotopic ratios (below the air ²⁰Ne/²²Ne ratios) are either representative of a nucleogenic or a cosmogenic component. Since it was analyzed in olivines, which typically have low U and Th concentrations (being therefore a low alpha particle producer), we exclude the nucleogenic origin and rather prefer the cosmogenic origin (as also illustrated by the high ³He concentration). Moreover, the neutron flux, produced in the surrounding basalt, that may induce ²⁴Mg(n, α) reactions, will give a maximum nucleogenic ²¹Ne content of 5 10⁻¹⁵ ccSTP/g in 11 Myr [Yatsevich and Honda, 1997], negligible compared to

the ²¹Ne in excess measured in our sample (>10⁻¹³ ccSTP/g). This interpretation is confirmed by the measurements proceeded by heating where the ⁴He/³He ratio is as low as 42 ± 8, close to the cosmogenic production ratio (~2 in meteorites [Hoffman and Nier, 1958]). The neon isotopic ratios obtained by heating are also very close to the cosmogenic production ratios of 0.8 in terrestrial quartz [Niedermann *et al.*, 1993].

[6] Our study on this mantle-free sample shows that the cosmogenic helium extracted by crushing may represent up to 0.5% of the total cosmogenic helium located in the matrix (Table 1, Figure 3).

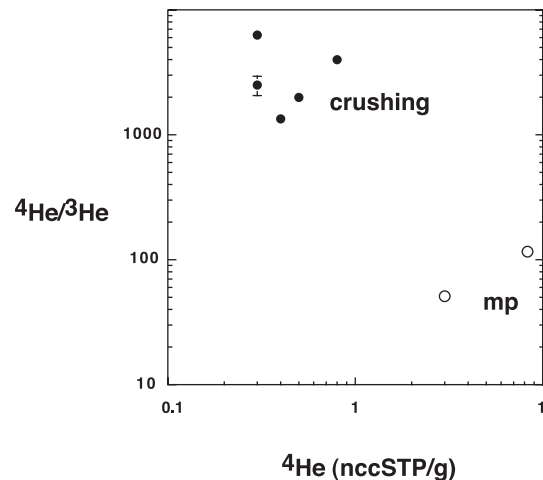


Figure 1. The ⁴He/³He ratios (and R/Ra) versus [⁴He] in nccSTP/g for the different duplicates of PK91005 and crushing steps as well as for the melting of the powder (mp).

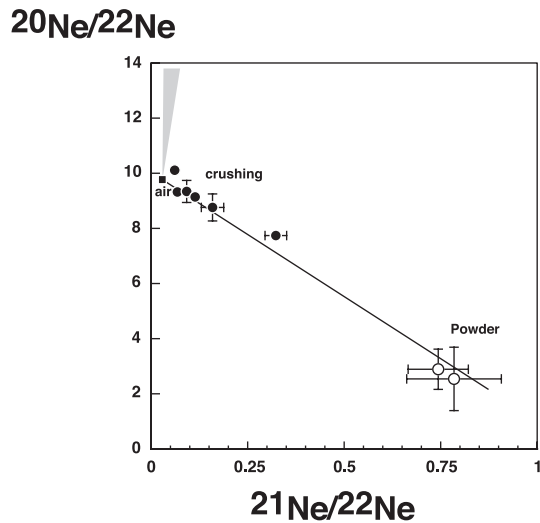


Figure 2. Three isotope neon diagram showing the results for PK91005 sample. Black dots, crushing; white dots, melting of the powder. The mantle domain is represented by the gray area.

Moreover, the number of strokes (e.g., quality of crushing) appears to control the extraction of cosmogenic nuclides (Figure 3). The higher the number of strokes, the higher the number of cosmogenic atoms released by crushing. One should also note that the helium isotopic ratio and concentration are lower when the sample was leached with HF (51 and 42 vs. 57 and 116; Table 1). This suggests that the posteruption radiogenic component (from grain boundaries or host lava), certainly located at the first microns of the

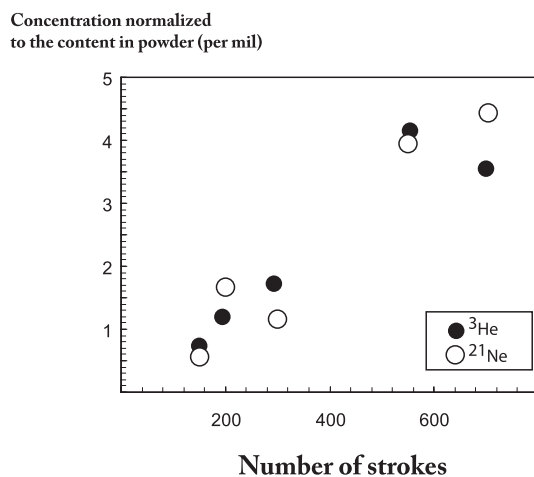


Figure 3. The cosmogenic $^3\text{He}_c$ and $^{21}\text{Ne}_c$ as a function of the number of strokes during crushing (normalized by the content obtained by melting of the powder).

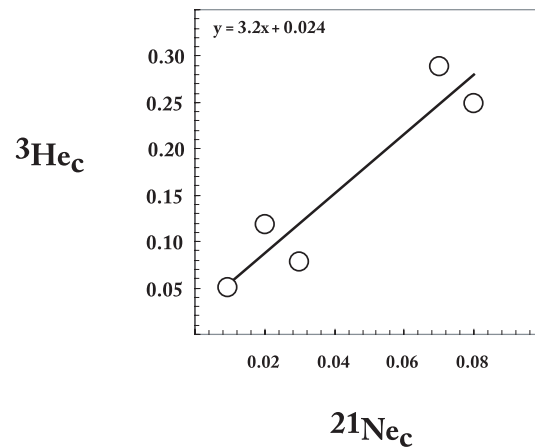


Figure 4. Correlation between ^3He and $^{21}\text{Ne}_c$. This figure suggests that the two cosmogenic nuclides are extracted in the same way, suggesting that diffusion is not the extraction process. Moreover, the slope of the correlation gives a constant $(^3\text{He}/^{21}\text{Ne})_c$ ratio of 3.2 during crushing, similar to the same ratio in powder.

olivine surface (alpha implantation), is at least partly removed by leaching.

[7] The main result of this study is that both cosmogenic helium and neon are extracted by crushing from olivines. As suggested by *Yokochi et al.* [2005] for helium, diffusion during crushing cannot be the process that extracts the helium and neon from olivine (the temperature is lower than 70°C in the crusher during crushing; this temperature was checked by C. Gautheron by using a paint that changes color with temperature on a magnetic ball and on a sample). Therefore another process has to be found. *Yokochi et al.* [2005] proposed a model of fracture-related extraction to explain how cosmogenic helium can be extracted by crushing. We propose here that this model can be extended to cosmogenic neon. Indeed, as illustrated in Figure 4, ^3He and $^{21}\text{Ne}_c$ are correlated. Moreover, the $^3\text{He}/^{21}\text{Ne}_c$ ratio (~ 3.2) obtained during crushing is similar to the ratio within the matrix of the olivine (3.8–4.7), excluding a diffusion process to extract ^3He . This rather suggests a gas extraction by destruction of the structure of the olivine, as suggested by *Yokochi et al.* [2005].

[8] As a remark, the mean ^3He concentration in the powder is 70 ± 8 pccSTP/g (1sigma), that represents $1.9 \pm 0.2 \cdot 10^9$ atoms/g. Using a minimum production rate of 130 at/g/an in olivine at high latitude and sea level [*Ackert et al.*, 2003], the maximum exposure age would be ~ 15 Myr, consistent with the eruption age (11 Myr) if we consider the sample was not sampled at sea level.

Assuming that the exposure age is 11 Myr, we can derive a possible sampling altitude of 900 m.

[9] A consequence of this study is that the helium and neon measurements in samples with a long exposure history (even at few meters deep) can be delicate to interpret in case of a high measured $^3\text{He}/^4\text{He}$. This was recently pointed out by Yokochi *et al.* [2005] for samples from Japan that showed relatively low $^4\text{He}/^3\text{He}$ ratios, that may be attributed to the presence of a mantle plume. In fact, careful measurements by step crushing have proven a cosmogenic origin for these low ratios [Yokochi *et al.*, 2005]. Even melting the powder cannot be conclusive if an important radiogenic component is implanted in the olivines. We have shown in this study that the analysis of neon isotopes can be useful to discriminate between a mantle origin and a cosmogenic origin for helium.

Acknowledgments

[10] The authors wish to thank C. Gautheron and C. Allègre for comments on the manuscript. S. Hart is thanked for providing us with the xenolith sample. Special thanks are given to Sonia Doucet for her help during one analysis. Ph. Sarda and Y. Yokochi are thanked for their reviews.

References

- Ackert, R. P., B. S. Singer, H. Guillou, M. R. Kaplan, and M. D. Kurz (2003), Long-term cosmogenic ^3He production rates from $^{40}\text{Ar}/^{39}\text{Ar}$ and K-Ar dated Patagonian lava flows at 47°S , *Earth Planet. Sci. Lett.*, *210*, 119–136.
- Bernstein, S., P. B. Kelemen, C. Tegner, M. D. Kurz, J. Blusztajn, and C. K. Brooks (1998), Post-breakup basaltic magmatism along the East Greenland Tertiary rifted margin, *Earth Planet. Sci. Lett.*, *160*(3–4), 845–862.
- Gosse, J. C., and F. M. Phillips (2001), Terrestrial in situ cosmogenic nuclides: Theory and application, *Quat. Sci. Rev.*, *20*, 1475–1560.
- Handler, M. R., R. J. Wysoczanski, and J. A. Gamble (2003), Proterozoic lithosphere in Marie Byrd Land, West Antarctica: Re-Os systematics of spinel peridotite xenoliths, *Chem. Geol.*, *196*, 131–145.
- Heisinger, B., and E. Nolte (2000), Cosmogenic in situ production of radionuclides: Exposure ages and erosion rates, *Nucl. Instrum. Methods Phys. Res., Sect. B*, *172*, 790–795.
- Hilton, D. R., K. Hammerschmidt, S. Teufel, and H. Friedrichsen (1993), Helium isotope characteristics of Andean geothermal fluids and lavas, *Earth Planet. Sci. Lett.*, *120*, 265–282.
- Hilton, D. R., K. Grönvold, C. Macpherson, and P. Castillo (1999), Extreme $^3\text{He}/^4\text{He}$ ratios in northwest Iceland: Constraining the common component in mantle plumes, *Earth Planet. Sci. Lett.*, *173*, 53–60.
- Hoffman, J., and O. Nier (1958), Production of helium in iron meteorites by the action of cosmic rays, *Phys. Rev.*, *112*, 2112–2117.
- Honda, M., I. McDougall, D. B. Patterson, A. Doulgeris, and D. Clague (1991), Possible solar noble-gas component in Hawaiian basalts, *Nature*, *349*, 149–151.
- Ikeda, Y., K. Nagao, and H. Kagami (2001), Effects of recycled materials involved in a mantle source beneath the southwest Japan arc region: Evidence from noble gas, Sr, and Nd isotopic systematics, *Chem. Geol.*, *175*, 509–522.
- Kirstein, L. A., and M. J. Timmerman (2000), Evidence of the proto-Iceland plume in northwestern Ireland at 42Ma from helium isotopes, *J. Geol. Soc.*, *157*, 923–927.
- Kurz, M. D. (1986), Cosmogenic helium in a terrestrial igneous rock, *Nature*, *320*, 435–439.
- Kurz, M. D., W. J. Jenkins, and S. R. Hart (1982), Helium isotopic systematics of oceanic islands and mantle heterogeneity, *Nature*, *297*, 43–47.
- Matsumoto, T., A. Seta, J. I. Matsuda, M. Takebe, Y. Chen, and S. Arai (2002), Helium in the Archean komatiites revisited: Significantly high $^3\text{He}/^4\text{He}$ ratios revealed by fractional crushing gas extraction, *Earth Sci. Rev.*, *196*, 213–225.
- Moreira, M., and C. J. Allègre (1998), Helium-neon systematics and the structure of the mantle, *Chem. Geol.*, *147*, 53–59.
- Moreira, M., T. Staudacher, P. Sarda, J.-G. Schilling, and C. J. Allègre (1995), A primitive plume neon component in MORB: The Shona ridge-anomaly, South Atlantic (51°S – 52°S), *Earth Planet. Sci. Lett.*, *133*, 367–377.
- Moreira, M., K. Breddam, J. Curtice, and M. Kurz (2001), Solar neon in the Icelandic mantle: Evidence for an undegassed lower mantle, *Earth Planet. Sci. Lett.*, *185*(15–23).
- Niedermann, S., T. Graf, and K. Marti (1993), Mass spectrometric identification of cosmic-ray-produced neon in terrestrial rocks with multiple neon components, *Earth Planet. Sci. Lett.*, *118*, 65–73.
- Richard, D., B. Marty, M. Chaussidon, and N. Arndt (1996), Helium isotopic evidence for a lower mantle component in depleted Archean komatiite, *Science*, *273*, 93–95.
- Sarda, P., T. Staudacher, and C. J. Allègre (1988), Neon isotopes in submarine basalts, *Earth Planet. Sci. Lett.*, *91*, 73–88.
- Scarsi, P. (2000), Fractional extraction of helium by crushing of olivine and clinopyroxene phenocrysts: Effects on the $^3\text{He}/^4\text{He}$ measured ratio, *Geochim. Cosmochim. Acta*, *64*(21), 3751–3762.
- Staudacher, T., and C. J. Allègre (1982), Terrestrial xenology, *Earth Planet. Sci. Lett.*, *60*, 389–406.
- Stuart, F. M., S. Lass-Evans, J. G. Fitton, and R. M. Ellam (2003), High $^3\text{He}/^4\text{He}$ ratios in picritic basalts from Baffin Island and the role of a mixed reservoir in mantle plumes, *Nature*, *424*, 57–59.
- Yatsevich, I., and M. Honda (1997), Production of nucleogenic neon in the Earth from natural radioactive decay, *J. Geophys. Res.*, *102*, 10,291–10,298.
- Yokochi, R., B. Marty, R. Pik, and P. Burnard (2005), High $^3\text{He}/^4\text{He}$ ratios in peridotite xenoliths from SW Japan revisited: Evidence for cosmogenic ^3He released by vacuum crushing, *Geochem. Geophys. Geosyst.*, *6*, Q01004, doi:10.1029/2004GC000836.