



## A complete CO<sub>2</sub> ice clouds model for GCMs and mesoscale models

Joachim Audouard, Anni Määttänen, Constantino Listowski, Francois Forget, Aymeric Spiga, E. Millour

### ► To cite this version:

Joachim Audouard, Anni Määttänen, Constantino Listowski, Francois Forget, Aymeric Spiga, et al.. A complete CO<sub>2</sub> ice clouds model for GCMs and mesoscale models. Sixth International Workshop on the Mars Atmosphere: Modelling and Observations, Jan 2017, Granada, Spain. insu-01483729

**HAL Id: insu-01483729**

**<https://hal-insu.archives-ouvertes.fr/insu-01483729>**

Submitted on 6 Mar 2017

**HAL** is a multi-disciplinary open access archive for the deposit and dissemination of scientific research documents, whether they are published or not. The documents may come from teaching and research institutions in France or abroad, or from public or private research centers.

L'archive ouverte pluridisciplinaire **HAL**, est destinée au dépôt et à la diffusion de documents scientifiques de niveau recherche, publiés ou non, émanant des établissements d'enseignement et de recherche français ou étrangers, des laboratoires publics ou privés.

# A COMPLETE CO<sub>2</sub> ICE CLOUDS MODEL FOR GCMs AND MESOSCALE MODELS

J. Audouard<sup>1</sup>, A. Määttänen<sup>1</sup>, C. Listowski<sup>2</sup>, F. Forget<sup>3</sup>, A. Spiga<sup>3</sup> and E. Millour<sup>3</sup>

<sup>1</sup>LATMOS/IPSL, UVSQ Université Paris-Saclay, UPMC Univ. Paris 06, CNRS, Guyancourt, France

<sup>2</sup>British Antarctic Survey, Cambridge, United Kingdom

<sup>3</sup>Laboratoire de Météorologie Dynamique (CNRS/IPSL/UMPC), Paris, France

## Introduction:

Since the first claimed detection of Martian CO<sub>2</sub> clouds (Herr and Pimentel, 1970), numerous observations (e.g. Clancy and Sandor, 1998 ; Montmessin et al., 2006, 2007 ; Määttänen et al., 2010 ; Vincendon et al., 2011), theoretical advances and modeling works ( Määttänen et al., 2005, 2007 ; Colaprete et al., 2008 ; Spiga et al., 2012 ; Listowski et al., 2013, 2014) have improved our understanding of CO<sub>2</sub> cloud formation and dynamics on Mars. These clouds, less frequently observed than the water ice clouds, form in the troposphere at the poles during winter and at equatorial latitudes in the mesosphere (60 – 110 km).

Atmospheric CO<sub>2</sub> condensation requires extremely low temperatures to produce supersaturation. Such low temperatures are reached during the polar night and have been observed at low latitudes in the mesosphere (Schofield et al., 1997 ; Montmessin et al., 2006 ; Forget et al., 2009). These cold pockets are most likely produced by gravity waves propagating to the upper atmosphere (Spiga et al., 2012), at the altitudes of the temperature minima caused by the thermal tides.

Moreover, aerosol particles must be present for the CO<sub>2</sub> to condense on them by the mean of heterogeneous nucleation. At high mesospheric altitudes

and such low pressures (typically 0.01 Pa), it is unknown whether dust lifted from the surface or particles coming from above (such as meteoritic dust) prevail. CO<sub>2</sub> clouds are short-lived and do not last long after the favorable conditions vanish (about a dozen of minutes, Listowski et al., 2014).

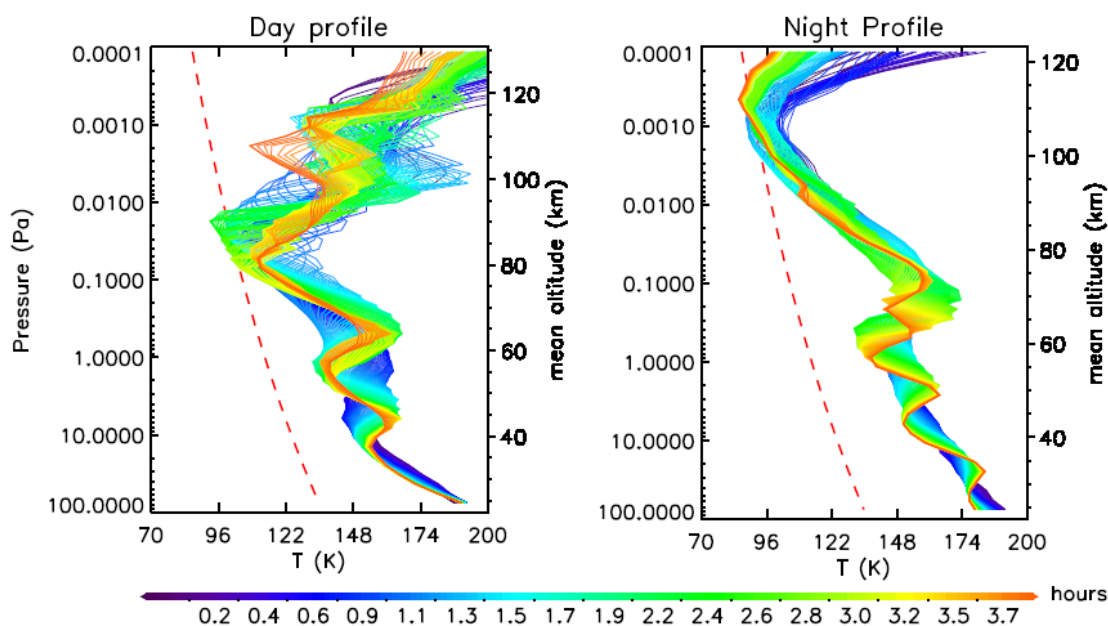
Towards understanding Martian CO<sub>2</sub> cloud formation, abundance and features, including their formation and evolution in a Global Climate Model (GCM) is necessary. Their precise radiative impact on the climate throughout the history of the planet is especially of prime importance due to the backscattering of the infrared photons by the CO<sub>2</sub> ice crystals that might have contributed to a greenhouse effect.

The purpose of this work is to include a complete and validated CO<sub>2</sub> cloud scheme (developed by Listowski et al., 2013, 2014) in the GCM of the Laboratoire de Météorologie Dynamique (LMD) (Forget et al., 1999). We hereafter present the key steps of this coupling and the first results.

## CO<sub>2</sub> clouds microphysics:

Martian mesospheric CO<sub>2</sub> clouds have the specificity to form from the main atmospheric component, at very low pressures (~0.01 Pa) and temperatures.

Aerosol particles must be present to trigger the CO<sub>2</sub> condensation in a supersaturated environment



**Fig. 1 :** Atmospheric temperature profiles with gravity-wave induced cold pockets simulated by the LMD Mesoscale model (Spiga and Forget, 2009 ; Spiga et al., 2012). The red dotted line is the CO<sub>2</sub> saturation curve. From Listowski et al., (2014)

such as  $S > 1$ , where  $S$  is the saturation ratio defined as the CO<sub>2</sub> partial pressure over the CO<sub>2</sub> saturation vapor pressure. Following the work on nucleation of *Määttänen et al.* (2005; 2007) and the water ice cloud model of *Montmessin et al.* (2002), a specific bin microphysics scheme has been developed by *Listowski et al.* (2013; 2014). It uses heterogeneous nucleation with a contact parameter  $m=0.952$  and then computes at each time step the growth rate (condensation or sublimation) of the activated CO<sub>2</sub> ice particle.

### Global Climate Model:

We want to implement the CO<sub>2</sub> cloud microphysics scheme of *Listowski et al.* (2013, 2014) into the LMD-GCM presented in *Forget et al.* (1999).

As it is, the GCM does not include a realistic gravity wave parametrization and hence can not produce mesospheric temperatures low enough to trigger CO<sub>2</sub> cloud formation.

In order to validate our implementation, we therefore use the 1-D version of the GCM. The physics implied is shared with the 3-D global and mesoscale versions but the 1-D version allow us to control more freely the different inputs to produce ideal scenario for CO<sub>2</sub> cloud formation, such as the temperature and dust profiles in the atmosphere.

The CO<sub>2</sub> microphysics scheme is implemented in the code inside a microphysical time loop equal to 1/30th of the physical time step (i.e.  $\sim 30$ s). At each microphysical time step, we compute the saturation ratio, the nucleation probability and growth rate of the particles and thus the evolution of three specific tracers : the CO<sub>2</sub> ice mass ratio, the activated condensation nuclei concentration and mass ratio. The latent heat released by the CO<sub>2</sub> condensation is taken into account. In contrast with *Listowski et al.* (2014)'s bin model, our model is a two-moment bulk parameterisation scheme that predicts the total mass and number density of CO<sub>2</sub> ice crystals.

In our implementation of CO<sub>2</sub> cloud microphysics, the dust population is discretized in 40 different bin sizes ranging from 1 nm to 50  $\mu$ m. Each bin is populated with regards to the current atmospheric profiles of the dust concentration and mass.

The gravitational sedimentation of the CO<sub>2</sub> ice particles and activated condensation nuclei is performed inside the microphysical sub-time loop.

### Mesosphere cold pockets:

Wind blowing on the surface topography propagates a short-lived temperature wave (or gravity wave) to the upper atmosphere. When it reaches the mesosphere, the resulting cold pockets can be below the CO<sub>2</sub> saturation curve (function of  $P$  and  $T$ ). A mesospheric model such as *Spiga and Forget* (2009) can simulate these gravity waves and produce atmospheric temperature profiles presented in Fig. 1. These gravity wave-induced mesospheric cold pockets provide a good environment for CO<sub>2</sub> cloud for-

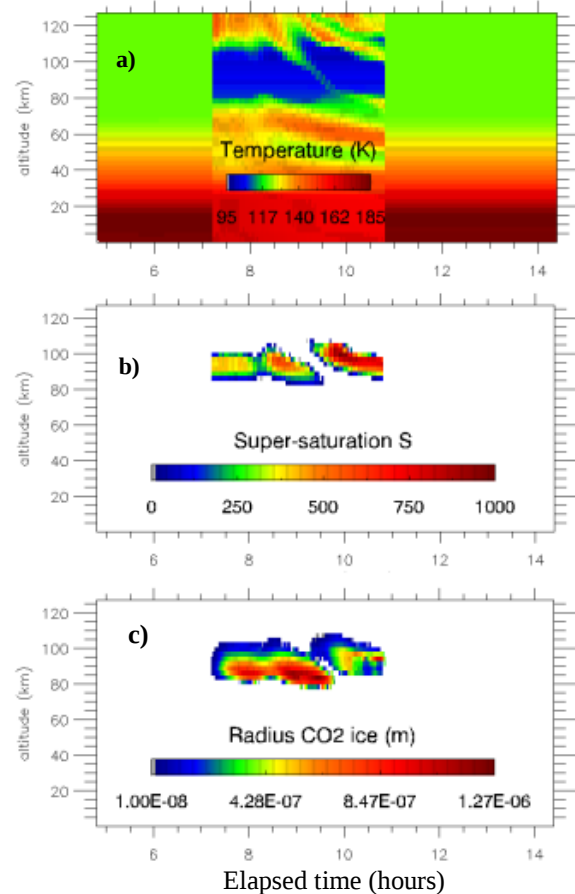
mation and growth, provided enough condensation nuclei are present. They also account for the large scale atmospheric state (including the thermal tides).

In order to validate our CO<sub>2</sub> microphysics implementation in the LMD-GCM, we use the temperature profiles of Fig. 1 as input to our 1-D runs, hence producing ideal conditions for CO<sub>2</sub> clouds formation in the mesosphere.

Moreover, in order to explore the sensitivity of the CO<sub>2</sub> microphysics scheme to the saturation ratio, we can subtract or add a few Kelvins to the temperature profiles presented in Fig. 1.

### First simulations:

As input to our 1-D simulations using the LMD-GCM, we choose the atmospheric dust profiles (concentration and mass ratio) in order to explore a plausible range of aerosols available for CO<sub>2</sub> condensation in the mesosphere. Our chosen dust size profiles decreases with altitude by the mean of an exponential law.



**Fig. 2 :** Ideal conditions simulation of CO<sub>2</sub> clouds. **(a)** The atmospheric temperature is imposed from fig. 1 (Gravity-wave induced cold pockets) at 7.2 local time and last  $\sim 3.6$  hours ; **(b)** corresponding saturation ratio  $S$  ; **(c)** produced cloud, indicated by the CO<sub>2</sub> ice particles radi.

Our test simulations last less than 1 sol, and at a given time, we use the gravity wave-perturbed atmospheric temperature profiles of Fig. 1 as input. These profiles evolve for 3.6 hours and are forced from a given time, as can be seen in Fig. 2a.

This setup produces cold pockets in the mesosphere, below the CO<sub>2</sub> saturation curve and thus supersaturation (Fig. 2b). When the condition  $S > 1$  is reached, the CO<sub>2</sub> microphysics scheme is called by the model and a cloud can form and evolve. The cloud rapidly decays when the super-saturation disappears (Fig 2c).

With this method reproducing ideal conditions for CO<sub>2</sub> cloud formation, we are able to produce realistic cloud properties (altitude, radius, dynamics) with regards to the observations (e.g. *Määttänen et al., 2010*). We observe a strong dependency of the resulting cloud properties on the input parameters, especially the saturation ratio (i.e. the amplitude of the cold pocket) and the dust abundance and particle size in the mesosphere.

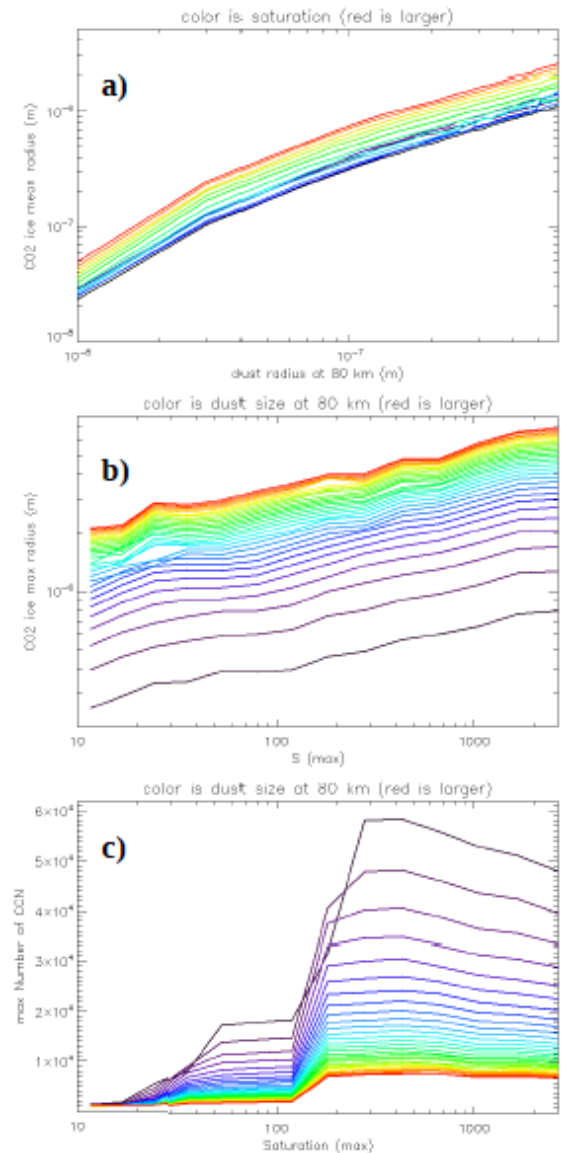
We then investigate the sensitivity of simulated CO<sub>2</sub> clouds to super-saturation and dust size and abundance in the mesosphere.

We perform the same kind of idealized simulations with different values for the dust size and the saturation ratio for a fixed dust content. We report the mean and maximum values of the obtained CO<sub>2</sub> clouds particle size and concentration in Fig. 3.

Fig 3a show the mean CO<sub>2</sub> ice particle size (inside the cloud) as a function of the aerosol size in the mesosphere and the saturation. Fig 3b represent the same simulation set, with the max CO<sub>2</sub> ice particle size as a function of saturation and aerosol size. These two diagrams show an expected behaviour: the cloud particles are larger as the saturation increases and as the aerosols available for heterogeneous nucleation are larger.

The CO<sub>2</sub> ice particles radius are at most a few  $\mu\text{m}$ , in agreement with retrievals from observations (*Määttänen et al., 2010*) and simulation decoupled from a GCM using the same CO<sub>2</sub> microphysics scheme and temperature profiles in a radius bin model (*Listowski et al., 2014*).

Fig 3c shows the variations of the CO<sub>2</sub> ice particle concentration as a function of the saturation ratio and aerosol size. Here also, the behaviour depicted is expected : large aerosol particles imply less but bigger CO<sub>2</sub> ice particles, and more as the saturation increases.



**Fig. 3 :** Variations of the CO<sub>2</sub> ice particle mean (a), maximum (b) radius and maximum concentration (c) as a function of saturation ratio  $S$  and aerosol particle size in the mesosphere.

## Conclusions and prospects :

We have implemented a specific two moments CO<sub>2</sub> ice clouds microphysics scheme in the LMD-GCM.

First results using the 1-D version of the LMD-GCM and idealized conditions produce clouds with realistic properties and behaviour.

The produced clouds are very sensitive to especially the aerosol abundance and radius in the mesosphere on which the CO<sub>2</sub> condenses.

We now have a tool for simulating CO<sub>2</sub> clouds coupled to the LMD-GCM. We look forward to simulating clouds with the mesoscale version of the LMD-GCM. This will allow to reproduce the real Martian mesospheric conditions accurately, and hence to study where, when and why we have or

should be able to observe clouds in the Martian mesosphere.

We also plan to study the polar tropospheric CO<sub>2</sub> clouds in the future and we will report on our advancement at the conference.

**Acknowledgment:**

This work is funded by the excellence laboratory Exploration Spatiale des Environnements Planétaires, Labex ESEP N 2011-LABX-030. J. A. acknowledges the support of the French government and the ANR within the Investissements d'avenir programme through the excellence initiative PSL\*(ANR-10-IDEX-0001-02).

**References :**

Clancy and Sandor, 1998, CO<sub>2</sub> ice clouds in the upper atmosphere of Mars, *GRL*, 25, 4, 489-492

Colaprete, A. et al., 2008, CO<sub>2</sub> clouds, CAPE and convection on Mars: Observations and general circulation modeling, *PSS*, 56, 2

Forget, F. et al., 1999, Improved general circulation models of the Martian atmosphere from the surface to above 80 km, *JGR*, 104, E10

Forget, F. et al., 2009, Density and temperatures of the upper Martian atmosphere measured by stellar occultations with Mars Express SPICAM, *JGR*, 114, E1

Herr, K. C. and Pimentel, G. C., 1970, Evidence for Solid Carbon Dioxide in the Upper Atmosphere of Mars, *Science*, 167, 3917, 47-49

Listowski, C. et al., 2013, Near-pure vapor condensation in the Martian atmosphere: CO<sub>2</sub> ice crystal growth, *JGR*, 118, 10, 2153-2171

Listowski, C. et al., 2014, Modeling the microphysics of CO<sub>2</sub> ice clouds within wave-induced cold pockets in the martian mesosphere, *Icarus*, 237, 239-261

Määttänen, A. et al., 2005, Nucleation studies in the Martian atmosphere, *JGR*, 110, E2

Määttänen, A. et al., 2007, Two-component heterogeneous nucleation kinetics and an application to Mars, *J. of Chemical Physics*, 127, 13

Määttänen, A. et al., 2010, Mapping the mesospheric CO<sub>2</sub> clouds on Mars: MEx/OMEGA and MEx/HRSC observations and challenges for atmospheric models, *Icarus*, 209, 2, 452-469

Montmessin, F. et al., 2002, New insights into Martian dust distribution and water-ice cloud microphysics, *JGR*, 107, E6

Montmessin, F. et al., 2006, Subvisible CO<sub>2</sub> ice

clouds detected in the mesosphere of Mars, *Icarus*, 183, 2, p. 403-410

Montmessin, F. et al., 2007, Hyperspectral imaging of convective CO<sub>2</sub> ice clouds in the equatorial mesosphere of Mars, *Journal of Geophysical Research*, 112, E11

Schofield, J. T. et al., 1997, The Mars Pathfinder Atmospheric Structure Investigation/Meteorology, *Science*, 278, 5344

Spiga, A. and Forget, F., 2009, A new model to simulate the Martian mesoscale and microscale atmospheric circulation: Validation and first results, *JGR*, 114, E2

Spiga, A. et al., 2012, Gravity waves, cold pockets and CO<sub>2</sub> clouds in the Martian mesosphere, *GRL*, 39, 2

Vincendon, M. et al., 2011, New near-IR observations of mesospheric CO<sub>2</sub> and H<sub>2</sub>O clouds on Mars, *JGR*, 116